

## KEY FEATURES

- Open Frame Switching Power Supply
- Universal Input: 90-264 VAC
- Single Output
- <0.3W No Load Input Power
- 5 VDC to 48 VDC Output
- 3000 VAC Input to Output Isolation
- Ultra Compact Size: 3.0 x 2.0 x 1.24 Inches
- 3-Year Product Warranty



## ELECTRICAL SPECIFICATIONS

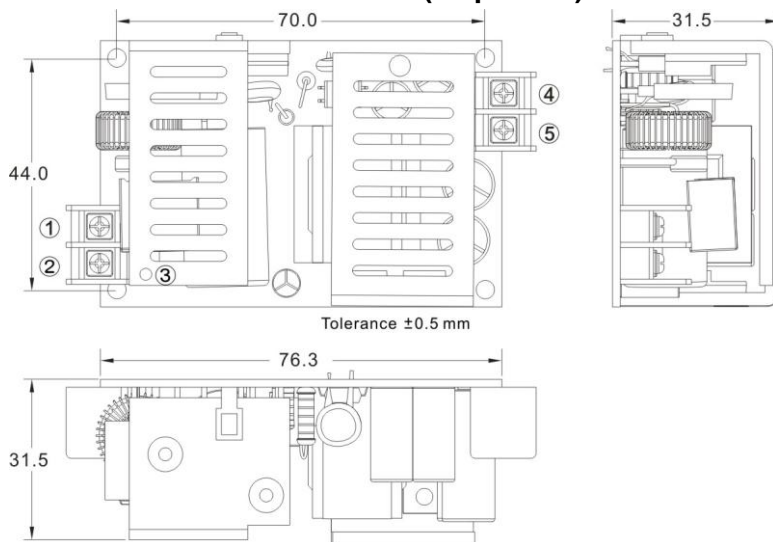
All specifications valid at normal input voltage, full load and +25°C after warm-up time unless otherwise stated.

Model No.		DPO060-5S	DPO060-12S	DPO060-15S	DPO060-24S	DPO060-48S
Max Output Wattage (W)		45W			60W	
Input	Voltage	90-264 VAC or 120-370 VDC				
	Frequency (Hz)	47-63 Hz				
	Current (Full load)	2 A max. (115 VAC) / 1 A max. (230 VAC)				
	Inrush Current (Cold Start)	35 A max. (115 VAC) / 70 A max. (230 VAC)				
	Leakage Current	0.75 mA max.				
	No Load Input Power (<230 VAC)	<0.3W				
Output	Voltage (V.DC.)	5V	12V	15V	24V	48V
	Voltage Accuracy	±2%				
	Current (mA) max	9000	5000	4000	2500	1250
	Line Regulation (LL-HL) (typ.)	±1%				
	Load Regulation (5-100%) (typ.)	±1%				
	Maximum Capacitive Load (at 230 VAC)	10,000 uF	5,000 uF	4,000 uF	2,000 uF	1,000 uF
	Ripple	<0.2% Vout +40mV max (Vp-p)				
	Noise	<0.5% Vout +50mV max (Vp-p)				
	Efficiency (at 230V)	81%	87%	87%	88%	88%
	Trim	±5%				
	Hold-up Time (>115 VAC)	10 ms min.				
Protection	Over Power Protection	Auto recovery				
	Over Voltage Protection	Zener diode clamp				
	Short Circuit Protection	Auto recovery				
Isolation	Input-Output (Note.3)	3000VAC or 4242VDC				
	Input-FG (V.AC)	1500V				
	Output-FG (V.AC)	500V				
Environment	Operating Temperature	-30°C...+70°C (with derating)				
	Storage Temperature	-50°C...+85°C				
	Temperature coefficient	±0.02%/°C				
	Humidity	95% RH				
	MTBF	>130,000 h @ 25°C (MIL-HDBK-217F)				
	Vibration	10~500Hz, 2G 10min./1cycle, 60min. each along X, Y, Z axes.				
Physical	Dimension (L x W x H)	3.0 x 2.0 x 1.24 Inches ( 76.3 x 50.6 x 31.5 mm ) Tolerance ±0.5 mm				
	Weight	150 g				
	Cooling Method	Free air convection				
Safety	Agency Approvals	CE, UL60950				
EMC	EMI (Conducted & Radiated Emission)	EN 55022 Class B				
	EMS (Noise Immunity)	EN 55024				

## NOTE

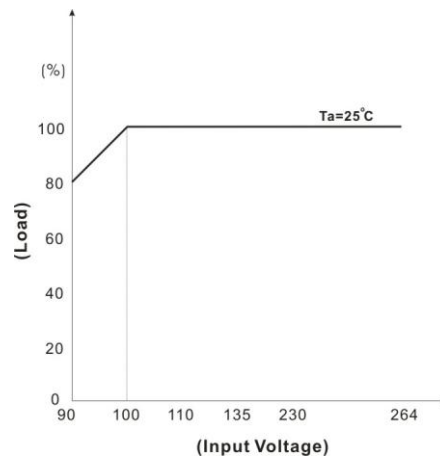
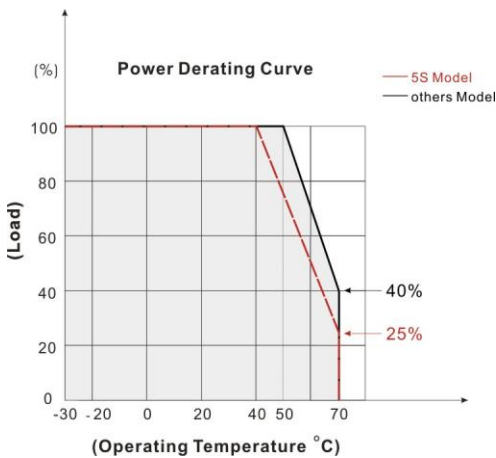
1. Ripple & Noise are measured at 20MHz of bandwidth with 0.1uF & 47uF parallel capacitor.
2. It's necessary 10R / 15φ thermistor at L input side in series connection.
3. Strongly recommend to conduct this test with DC Voltage. If customer wishes to test with AC Voltage, please disconnect all Y-Capacitors within power supply.

## MECHANICAL DIMENSION ( Top View )



PIN#	Single
1	AC IN (N)
2	AC IN (L)
3	FG
4	+DC OUT
5	-DC OUT

## DERATING



## BLOCK DIAGRAM

Single Output

